



# A Preliminary Description of Companion Cat, Managed Stray Cat, and Unmanaged Stray Cat Welfare in Auckland, New Zealand Using a 5-Component Assessment Scale

Sarah Zito<sup>1</sup>, Jessica Walker<sup>2</sup>, M. Carolyn Gates<sup>3</sup> and Arnja Dale<sup>1\*</sup>

<sup>1</sup> Animal Welfare Science and Education Department, Royal New Zealand Society for the Prevention of Animal Cruelty, Auckland, New Zealand, <sup>2</sup> New Zealand Companion Animal Council, Auckland, New Zealand, <sup>3</sup> School of Veterinary Sciences, Massey University, Palmerston North, New Zealand

## OPEN ACCESS

### Edited by:

Joan E. Schaffner,  
George Washington University,  
United States

### Reviewed by:

Susan Hazel,  
University of Adelaide, Australia  
Melissa M. Upjohn,  
Dogs Trust, United Kingdom

### \*Correspondence:

Arnja Dale  
arnja.dale@spca.nz

### Specialty section:

This article was submitted to  
Veterinary Humanities and Social  
Sciences,  
a section of the journal  
Frontiers in Veterinary Science

**Received:** 28 September 2018

**Accepted:** 31 January 2019

**Published:** 21 February 2019

### Citation:

Zito S, Walker J, Gates MC and Dale A  
(2019) A Preliminary Description of  
Companion Cat, Managed Stray Cat,  
and Unmanaged Stray Cat Welfare in  
Auckland, New Zealand Using a  
5-Component Assessment Scale.  
*Front. Vet. Sci.* 6:40.  
doi: 10.3389/fvets.2019.00040

Free-roaming cats are a polarizing issue in New Zealand and there is strong need for a comprehensive evaluation of their welfare to better inform population management decisions. In this study, a 5-component visual health-related welfare assessment scale was developed and piloted on a convenience sample of 213 free-roaming companion cats (CC), 210 managed stray cats (MS), and 253 unmanaged stray cats (UMS) from various locations in Auckland, New Zealand. The welfare assessment was performed through distance observation and consisted of body condition score (BCS); coat condition score; nose and eye discharge score; ear crusting score; and injury score. The majority of cats in all groups appeared generally healthy with no nose or eye discharge, ear crusting, or injuries. Although there were no appreciable differences in the apparent welfare of CC and MS cats, future studies with more robust sampling designs are needed to draw accurate inferences. The scale also requires further validation by comparing the visual observations against more detailed physical examination and biochemical data. Nonetheless, the results from this study provide preliminary information about assessing the health and welfare of stray cats as well as considerations for developing and implementing robust assessment scales.

**Keywords:** cat management, unwanted cats, shelter medicine, stray cats, semi-owned cats, animal welfare, colony cats, cat welfare

## INTRODUCTION

In New Zealand, the Code of Welfare: Companion Cats (1) defines cats as belonging to one of three categories:

- Companion cats live with humans as “companions” and are dependent on humans for their welfare.
- Stray cats are companion cats who are lost or abandoned and who are living individually or in a group (colony). Stray cats have many of their needs indirectly supplied by humans, and live around centers of human habitation. Stray cats are likely to interbreed with the unneutered companion cat population.

- Feral cats are not stray cats and have none of their needs provided by humans. Generally, feral cats do not live around centers of human habitation. Feral cat population size fluctuates largely independently of humans, is self-sustaining, and is not dependent on input from the companion cat population.

New Zealand has one of the highest rates of cat ownership in the world with almost half of all households (44%) having at least one cat. There is an estimated total companion cat population of 1,134,000 in New Zealand and the majority of owned cats are at least partly free-roaming (2). There are also considerable numbers of stray cats in New Zealand; estimates indicate that there are approximately 196,000 stray cats in New Zealand, although the stray cat population is not able to be accurately quantified (3). Recently it has been suggested that the stray cat category should be further defined into managed and unmanaged stray cat categories. Managed stray cats have a human carer(s) who provides some care to the cat (feeding and sometimes other care such as veterinary care); unmanaged stray cats do not have a human carer(s) (4). The managed stray cat category includes, but is not limited to, cats referred to as colony cats (these are managed stray cats living within a specific cat colony) and semi-owned cats (these managed stray cats are of varying sociability, many are socialized to humans, they interact with people regularly and are directly and indirectly dependent on specific humans but are not part of a cat colony) (4, 5).

Concerns have been raised about the welfare state of stray cats, particularly when compared with companion cats (6–9). It has also been suggested that stray cats without carers suffer poorer welfare than cats in managed colonies who receive ongoing care from humans (10). Common welfare concerns include exposure of the cats to infectious diseases, the potential for cats to be injured or treated cruelly, and lack of adequate food and water resources (4, 7, 9, 11–15).

Concerns about cat welfare influence ethical cat management decisions and it is important that the choice of cat management strategy has no or minimal negative impact on cat welfare. The benefits to themselves reported by cat carers and their desire to continue to care for cats are sometimes used as justification for maintaining cat colonies (5, 16–18). However, the welfare of the cats should always be considered and given appropriate weighting vs. the needs and desires of cat carers.

In order to inform ethical cat management decisions, information about the welfare states of stray cats is vital in assessing whether the use of non-lethal return to field methods of cat management such as trap-neuter-return (TNR; where cats are sterilized and returned to live in their previous location), is appropriate in terms of cat welfare. If stray cats are known to generally suffer from poor welfare, then return to field cat management methods may not be ethically appropriate. However, if stray cat welfare is generally good then return to field cat management options should not be dismissed on cat welfare grounds.

To the authors' knowledge, a systematic welfare assessment of stray cats (managed stray cats with human carers and unmanaged stray cats without human carers) and companion cats has not

been undertaken. The aim of this research was to collect empirical data on the welfare states of companion, managed stray, and unmanaged stray cats, piloting a new 5-component visual health-related welfare assessment as a tool to help inform ethical cat management decision making.

## MATERIALS AND METHODS

### Development and Validation of Welfare Assessment Protocol





A 5-component visual health-related welfare assessment tool was developed in consultation with two veterinarians, one veterinary nurse, and two animal behaviorists. The assessment consisted of body condition score (BCS: emaciated, thin, ideal, overweight, over-condition or unknown/not recorded), which gives some information about the cats' nutritional and health status; coat condition score (poor, fair, good, excellent or unknown/not recorded), which gives some indication of the cats' general health status; nose and eye discharge score (none, mild, moderate, severe or unknown/not recorded), which can give some indications about whether the cats' are suffering from infectious disease such as feline upper respiratory tract infection; ear crusting score (none, mild, moderate, severe or unknown/not recorded), which can give some indications about whether the cats' are suffering from health problems such as ear mites or sun damage; and injury score (none, mild, moderate, severe or unknown/not recorded), which can give information about whether the cats have suffered an accident or injury. Only observable indicators of welfare were included as no direct contact with the cats could occur due to the welfare compromise that would have been inherent in handling the unmanaged stray cats.

The assessment was initially tested on a colony of approximately 100 cats and refined to maximize consistency between raters. No formal statistical testing of inter- and intra-rater reliability was conducted at the time the assessment was developed. However, an informal intra-observer reliability calibration was performed during the testing on the colony of cats used to test the assessment tool. This was done by discussing each cat with all researchers till agreement was reached. This was not repeated but two researchers assessed all cats except the companion cats and for consistency there was a calibration photo sheet (Figure 1) for all researchers to refer to for the different assessment items.





### Identification and Enrollment of Subjects





Cats were divided into companion, managed stray and unmanaged stray cats based on the definitions in the New Zealand Code of Welfare: Companion Cats (1). Companion cats (CC) were recruited for the study through friends, neighbors, veterinary clinics, and family of students who were involved in data collection. Advertisements were also placed in school newsletters and the local paper. Managed stray cats (MS) and unmanaged stray cats (UMS) were recruited via cat welfare organizations that work with managed and unmanaged stray cats in Auckland.

### Cat Welfare Assessment Criteria Reference Photographs

Body Condition			
Emaciated (1&2)	Thin (3&4)	Ideal (5)	Over-condition (6+)
			

Coat Condition			
Poor	Fair	Good	Excellent
			

Nasal &/or ocular discharge			
None	Mild	Moderate	Severe
			

Ear Crusting			
None	Mild	Moderate	Severe
			

**FIGURE 1** | Cat welfare assessment criteria reference photographs.

### Assessment of Cats

The welfare assessments were conducted by a team of 10 researchers over a 12-month period from November 2013 to November 2014 on a convenience sample of 676 cats from various unspecified locations in Auckland, New Zealand. The

assessments for CC took place at the cats' homes with the owner present, while the assessments for MS cats were conducted when the animals were being fed by their carers; this allowed the researchers to be within a few meters of the cats to be able to observe them and carry out the welfare scoring. The assessments

for UMS cats were conducted when the animals were trapped by the cat welfare organizations for other reasons; researchers were able to visually observe and welfare score the cats in the traps, or when the cats were removed from the traps at a shelter or veterinary clinic. The distance from which the cats were observed ranged from 1 to 5 m. In the case of colony cats, if the cats could clearly be seen they were scored, researchers were instructed that if it was not possible to see the whole cat or the cat was more than 5 m away the cat was not to be scored. However, it was possible to get within 5 m of all of the cats, including the unmanaged strays as these cats were all in traps and so were easily able to be assessed.

Cat demographic variables including color, coat length (categorized into short hair, medium hair, long hair, or unknown/not recorded), approximate age (categorized into juvenile, adult, or unknown), sex (categorized into male, female, or unknown/not recorded), and whether the cat was ear tipped (yes, no, or unknown/not recorded) were also recorded through visual observations. Companion cats' ages were recorded in years as indicated by the owners; this age was then used to categorize the cats into juveniles (<12 months of age) or adult (12 months of age or more). The carers of the managed stray cats provided an estimate of the age of the cat, based on whether the cat had joined the colony as a kitten or adult and how long the cat had been in the colony. The same age categorization as for companion cats was then applied. The unmanaged stray cats' age categorization was based on the information collected by the staff of the welfare organization, shelter or veterinary clinic when the cats were trapped as described previously. Categorization of the sex of the cats was based on information from the owners for companion cats, the cat carers and visual assessment for managed stray cats (whether the cats were ear-tipped), and visual assessment and information from the staff of the welfare organization, shelter or veterinary clinics for the unmanaged stray cats. Where sex could not be determined visually, the cat was recorded as being of unknown sex. It is common for free roaming stray cats to be ear-tipped when they are sterilized (19–24); this identifies the cat as a managed stray cat and should prevent a repeat surgery in error if the cat is re-trapped. Therefore, ear-tipping and information from the cats' carers were used to crudely estimate the percentage of MS and UMS who were sterilized since it was not possible to accurately assess the sterilization status through visual observation. Owners of CC were directly asked if their cat(s) had previously been sterilized.

Cats were visually assessed for the welfare assessment using a scoring sheet and the following health-based welfare assessments scored: body condition score (BCS; on a 9 point scale with 1–2 indicating emaciated, 3–4 thin, 5 ideal, and 6 or more over-condition), coat condition score (on a 4 point scale of poor, fair, good, and excellent), nose and eye discharge score (on a 4 point scale of none, mild, moderate, and severe), ear crusting score (on a 4 point scale of none, mild, moderate, and severe), and injury score (on a 4 point scale of none, mild, moderate, and severe; some specific injuries were recorded under comments). There was a calibration photo sheet for all researchers to refer to for the different assessment items (**Figure 1**). Animal ethics

approval was not required as this was a purely observational study. Approval from the Unitec Human Ethics Committee was obtained for gaining informed consent from owners to participate in collecting data about their cats.

## Statistical Analysis

All data were imported into the R statistical software package for analysis (25). Descriptive statistics on the body condition score, coat condition score, nose and eye discharge score, ear crusting score, and injury score were provided for each of the different cat groups (CC, MS, and UMS cats). A statistical comparison between groups was not performed because of the known biases in the sampling methods and the inability to account for the random effects when multiple cats from the same colony or household were sampled.

## RESULTS

The cats included in the study were 213 CC, 210 MS cats, and 253 UMS cats. Descriptive statistics on the demographic characteristics of the cats are reported in **Table 1**. Most cats were short haired ( $n = 535$ ; 79%) and adults ( $n = 557$ ; 82%). The majority of CC were reported by their owners as being sterilized ( $n = 195$ ; 92%). Only 71 MS cats (34%) were ear-tipped and none of the UMS stray were ear-tipped.

The 5-component visual health-related welfare assessment was found by the researchers to be easy to use. If the researcher had a clear view of the cat, the assessment was able to be performed in approximately 1–3 min per cat; some assessments took longer if the researcher had to wait for the cat to move (to assess lameness etc.). One of the challenges that the researchers faced was getting near enough to the stray cats to do an accurate assessment. In addition, often carers fed the cats at dusk or in the evening and the assessments could not be carried out under these conditions.

The majority of cats regardless of origin were in ideal body condition, good or excellent coat condition, and had no nose and eye discharge, ear crusting, or injuries (**Table 2**). No injuries were observed in 94.4% of CC ( $n = 201$ ), 91.0% of MS ( $n = 191$ ), and 92.5% of UMS ( $n = 234$ ). The injuries that were observed and recorded were: missing eye (old injury), jaw injuries, lameness, scabs/lesions on nose, paralyzed tail, and wounds.

## DISCUSSION

This study was a preliminary investigation piloting a five-component objective visual health-related welfare assessment to assess the status of companion, managed stray, and unmanaged stray cats in Auckland, New Zealand. For all five indicators of welfare, the results suggest that the majority of companion, managed stray, and unmanaged stray cats in the study sample had reasonable welfare with ideal body condition score, good to excellent coat condition, no nose or eye discharge, no ear crusting, and no injuries. However, given the limitations with the sampling methods we cannot make accurate inferences about whether this represents the true welfare status of these cat populations in Auckland, New Zealand.



**TABLE 1** | Demographic characteristics of 213 companion cats, 210 managed stray cats, and 253 unmanaged stray cats from Auckland, New Zealand.

		Companion Cats (n = 213)	Managed Stray Cats (n = 210)	Unmanaged Stray Cats (n = 253)
Sex	Female	110 (51.6%)	59 (28.1%)	183 (72.3%)
	Male	103 (48.5%)	64 (30.5%)	63 (24.9%)
	Unknown	0 (0%)	87 (41.4%)	7 (2.8%)
Coat length	Short	154 (72.3%)	172 (81.9%)	209 (82.6%)
	Medium	36 (16.9%)	25 (11.9%)	38 (15.0%)
	Long	23 (10.8%)	12 (5.7%)	4 (1.6%)
	Unknown	0 (0%)	1 (0.5%)	2 (0.8%)
	Ear Tipped	Yes	N/A*	71 (33.8%)
	No	N/A	121 (57.6%)	253 (100%)
	Unknown	N/A	18 (8.6%)	0 (0%)
Age	Juvenile	26 (12.2%)	17 (8.1%)	19 (7.5%)
	Adult	187 (87.8%)	193 (91.9%)	233 (92.1%)
	Unknown	0 (0%)	0 (0%)	1 (0.4%)

\*Note that owned cats aren't routinely ear tipped when being sterilized therefore, these are not reported as numbers.

Although there is also evidence from other studies reporting good general health of stray or free-roaming cats (22, 23, 26–28), risk of infectious disease is a concern for the welfare of stray cats. However, the welfare assessments in this study generally found a relatively low incidence of visually obvious clinical signs that might be associated with infectious diseases. This is consistent with other studies which have found the baseline health status and prevalence of various infectious diseases in stray cats to be similar to that for companion cats. Nevertheless, the reported incidence of some infections varies (particularly Feline Immunodeficiency Virus and Feline Leukemia Virus) and may also be associated with the health status of the cat (13, 14, 20, 29–33). In future research, it would be ideal to collect more information about the disease prevalence in managed and unmanaged stray cat colonies. This would allow the exploration of the variation in disease prevalence between managed and unmanaged stray cat colonies and risk factors that may contribute to higher prevalence of disease in some colonies compared to others. This would also assist in developing evidence based best practice cat colony standards by helping to determine target values of disease prevalence and welfare indicators that managed colonies should be achieving to indicate that they are well-managed and that the cats have good welfare. Collection of blood from cats would allow the assessment of physiological parameters including routine biochemistry, disease prevalence, and indicators of stress such as cortisol. It would only be possible to do this without compromising cat welfare with cats who were sufficiently socialized to be handled for blood to be taken; some managed stray cats would likely fit this criterion but unmanaged stray cats would likely only be able to be sampled without welfare concerns if they were being trapped and sedated/anesthetized for other reasons, which would allow the collection of blood at the same time. For those cats who were not able to be handled for blood collection due to welfare

**TABLE 2** | Descriptive statistics on the 5-component visual health-related welfare assessment findings from 213 companion cats, 210 managed stray cats, and 253 unmanaged stray cats from Auckland, New Zealand.

		Companion Cats (n = 213)	Managed Stray Cats (n = 210)	Unmanaged Stray Cats (n = 253)
Body Condition	Emaciated	4 (1.9%)	1 (0.5%)	10 (4.0%)
	Thin	21 (9.9%)	34 (16.2%)	63 (24.9%)
	Ideal	161 (75.6%)	134 (63.8%)	163 (64.4%)
	Overweight	27 (12.7%)	35 (16.7%)	12 (4.7%)
	Over-condition	0 (0%)	0 (0%)	0 (0%)
Coat Condition	Unknown	0 (0%)	6 (2.9%)	5 (2.0%)
	Poor	2 (0.9%)	0 (0%)	21 (8.3%)
	Fair	11 (5.2%)	27 (12.9%)	70 (27.7%)
Nose and Eye Discharge	Good	79 (37.1%)	140 (66.7%)	155 (61.3%)
	Excellent	120 (56.3%)	29 (13.8%)	5 (2.0%)
	Unknown	1 (0.5%)	14 (6.7%)	2 (0.8%)
	None	203 (95.35)	179 (85.2%)	206 (81.4%)
	Mild	10 (4.7%)	16 (7.6%)	30 (11.9%)
Ear Crusting Score	Moderate	0 (0%)	4 (1.9%)	14 (5.5%)
	Severe	0 (0%)	0 (0%)	3 (1.2%)
	Unknown	0 (0%)	11 (5.2%)	0 (0%)
	None	213 (100%)	187 (89.0%)	223 (88.1%)
	Mild	0 (0%)	9 (4.3%)	23 (9.1%)
Injury Score	Moderate	0 (0%)	1 (0.5%)	5 (2.0%)
	Severe	0 (0%)	0 (0%)	5 (2.0%)
	Unknown	0 (0%)	13 (6.2%)	0 (0%)
	None	201 (94.4%)	191 (91.0%)	234 (92.5%)
	Mild	9 (4.2%)	9 (4.3%)	10 (4.0%)
Injury Score	Moderate	3 (1.4%)	3 (1.4%)	6 (2.4%)
	Severe	0 (0%)	3 (1.4%)	1 (0.4%)
	Unknown	0 (0%)	4 (1.9%)	2 (0.8%)

concerns, non-invasive methods such as the quantification of fecal cortisol metabolites (FCMs) could possibly be used to perform some limited evaluation, particularly for unmanaged stray cats. Quantification of FCMs from fecal extracts using enzyme immunoassays has been validated and used in some wild felid species such as Bengal (*Panthera tigris tigris*) and Sumatran tigers (*Panthera tigris sumatrae*) (34–36). This has been recommended as a non-invasive method for evaluating the stress physiology of these wild cats and as an indicator of the health and welfare of these wild felids (34) and could be a useful and practical way to do the same for stray cats; this would be a valuable area for future research.

Welfare was assessed in this study through the assessment of relatively simplistic health-related indicators: the cats' body condition, coat condition, nose and eye discharge, ear crusting, and injuries. Although BCS is a relatively crude measure, previous studies have shown a link between body condition and overall animal health, behavior, and welfare (37–46). BCS is a

relatively objective measurement, although it may be difficult to accurately assess through visual observation alone, particularly in long-haired cats. BCS can provide useful information associated with the health-related welfare of a cat because stress is often associated with a decrease in appetite and food intake in cats (47, 48). In addition, weight loss despite adequate food resources being available, is likely to be due to low food intake associated with stress and illness, and has been associated with the development of health problems such as upper respiratory tract infection in shelter cats (47). The relationship between stress, loss of weight, and resultant lower body condition score has implications for cat welfare that make BCS, which is a relatively easily assessed measure, a useful inclusion in welfare evaluations for cats. Nose and eye discharge score gives some indications about whether the cats are suffering from infectious disease that can affect their health and welfare; for example, feline upper respiratory tract infection (47, 49, 50). Ear crusting score can be an indicator of health problems that can negatively affect welfare, such as ear mite infection (*Otodectes cynotis*) or sun damage-related disease (for example, feline solar dermatosis or neoplasia such as squamous cell carcinoma) (51–53). Injury score can help to assess if the cats have suffered an accident or been involved in a physical altercation (54, 55).

A holistic assessment (including physical examination and health parameters, visual health-related welfare indicators, qualitative behavior assessment, and quality of life assessment) would be a valuable tool in determining the welfare of stray cats and informing cat management decisions. QoL relates to an individual's mental state, experiences, and the causes of their experiences (56–58). Recommendations for QoL assessment in veterinary practice and in veterinary research have been made (59); owners' perceptions of their cat's QoL have been reported (60) and owner reported care and behavior, and physical examination have been used to derive a QoL score for cats (61). Nevertheless, to the authors' knowledge, there have been no appropriate, objective, and validated QoL assessments developed specifically for cats, particularly stray cats. QoL scoring should, ideally, take into account the expressive quality of animal behavior and emotions by incorporating elements of qualitative behavior assessment (QBA). QBA relies on the assessor observing details of an animal's behavior and seeking to infer the animal's experience through the expressive nature of his/her demeanor (62–64). It would be important to involve animal behaviorists in the development of an assessment tool that included QBA and QoL scoring. In order for animal management to provide "acceptable" welfare, it is increasingly becoming recognized that positive welfare states must be promoted, as well as negative welfare states minimized (58, 65–69). It is important to consider what this means for stray cat management and, consequently, create a tool for assessing stray cat welfare that includes assessment of emotional as well as physical welfare measures.

There are certain welfare risks associated with the environment of free roaming cats (not just stray cats but also free roaming companion cats) that need to be considered but that are not likely to be adequately evaluated by individual

animal welfare assessments. Disappearance or death, most often due to motor vehicle trauma, have been reported as common outcomes for stray cats (14, 23, 28). Accidental death is also generally the most common cause of mortality reported for companion cats with outdoor access, particularly younger cats (70–72). Cats who suffer significant injury or death, may simply disappear and so, cat welfare assessments are not necessarily a good way of evaluating environmental risks to welfare, particularly for stray cats (as their whereabouts may be less likely to be closely monitored compared to companion cats). Certain cat colony locations and situations are likely to be associated with a higher anthropogenic risk to cats (e.g., motor vehicle trauma and human cruelty), for example colonies that are situated in very built up areas and near busy roads (9, 15). These factors could affect the morbidity, mortality, and quality of life of the cats in a colony (9, 15). This highlights the need to assess the environmental risks to cat welfare at a specific site when selecting management options for a particular cat colony, as well as the well-being of the colony and its individual cats. Developing a tool for assessing environmental risk to cat welfare would assist in ethical cat management decision making.

Caution should be exercised when interpreting the results of this study due to the limitations and the preliminary nature of the 5-component visual health-related welfare assessment that needs validation through future research. A significant limitation to the study was that the cat observers were not blinded to the group from which the cats came. This introduces the potential for significant bias in the observations as the observers may unconsciously assign better welfare states to managed stray and companion cats. In future research intended to build on this preliminary study, observers collecting data about the cats should be blinded to the cats' group. While this would be difficult to achieve if the observers were physically present to see the cats (and hence able to infer from the environment and cats' behavior whether the cat was a companion, managed stray or unmanaged stray cat), this limitation could be overcome if photographs and videos were taken of cats and a secondary blind observer could rescore the cats' welfare measures. This could then be compared to the original scores from the non-blinded observer and would also allow formal evaluation of intra- and inter-rater variability, which was not performed when the current 5-component assessment system was developed. Another limitation of this study was the inability to account for the random effects when multiple cats from the same colony or household were sampled. It is suggested that researchers in the future use multistage random sampling to get a more accurate representation of colonies and cats.

Another limitation of this study that should be considered when planning any future research is that information on the date of sampling and the location of sampling was not recorded in the study database, which prevented robust analysis of the prevalence and risk factors for welfare. However, this was not the primary objective of this study. In addition, the data collection over the course of a full calendar year may have resulted in some seasonal variation. However, given the temperate Auckland



## ETHICS STATEMENT

Although animals were the subject of this study, animal ethics approval was not required as this was a purely observational study. In NZ, animal ethics approval is only required for animals that are being manipulated for the purpose of research, testing, and teaching, which was not the case with the cats in this study. Approval from the Unitec Human Ethics Committee was obtained for gaining informed consent from owners to participate in collecting data about their cats.

## AUTHOR CONTRIBUTIONS

AD and JW oversaw the design and implementation of the study and assisted with data collection. SZ and MG analyzed the data. SZ, JW, MG, and AD wrote the paper and reviewed the manuscript.

## REFERENCES

1. NAWAC, New Zealand National Animal Welfare Advisory Committee. *Animal Welfare (Companion Cats) Code of Welfare 2007*. Animal Welfare. Vol. 7. Wellington: New Zealand National Animal Welfare Advisory Committee (2007). Available online at: <http://www.mpi.govt.nz/protection-and-response/animal-welfare/codes-of-welfare/>
2. NZCAC, New Zealand Companion Animal Council. *Companion Animals in New Zealand 2016*. (2016). Available online at: <http://www.nzcac.org.nz/privacy-statement/7-blog/73-companion-animals-in-new-zealand-2016>.
3. Farnworth MJ, Muellner P, Benschop J. *A Systematic Review of the Impacts of Feral, Stray and Companion Domestic Cats (Felis catus) on Wildlife in New Zealand and Options for Their Management*. Wellington (2013). [https://www.epi-interactive.com/sites/default/files/documents/NZVA\\_Report\\_Cat\\_Predation.pdf](https://www.epi-interactive.com/sites/default/files/documents/NZVA_Report_Cat_Predation.pdf)
4. New Zealand National Cat Management Strategy Group. *New Zealand National Cat Management Strategy Discussion Paper*. New Zealand (2017). Available online at: <http://www.nzcac.org.nz/nzcac/nzcac-resources/nzcac-newsletters/7-blog/83-national-cat-management-strategy-discussion-paper>
5. Zito S, Vankan D, Bennett P, Paterson M, Phillips CJ. Cat ownership perception and caretaking explored in an internet survey of people associated with cats. *PLoS ONE* (2015) 10: e0133293. doi: 10.1371/journal.pone.0133293
6. Farnworth MJ, Campbell J, Adams NJ. What's in a name? perceptions of stray and feral cat welfare and control in Aotearoa, New Zealand. *J Appl Anim Welfare Sci.* (2011) 14:59–74. doi: 10.1080/10888705.2011.527604
7. Paterson M. TNR (Trap-Neuter-Return): Is it a solution for the management of feral cats in Australia? In *Engaging With Animals: Interpretations of a Shared Existence*. Sydney: Sydney University Press (2014).
8. Slater MR, Di Nardo A, Pediconi O, Villa PD, Candeloro L, Alessandrini B, et al. Cat and dog ownership and management patterns in Central Italy. *Prevent Vet Med.* (2008) 85:267–94. doi: 10.1016/j.prevetmed.2008.02.001
9. Finkler H, Hatna V, Terkel J. The impact of anthropogenic factors on the behavior, reproduction, management and welfare of urban, free-roaming cat populations. *Anthrozoos* (2011) 24:31–49. doi: 10.2752/175303711x12923300467320
10. International Companion Animal Management Coalition, ICAMC. *Humane Cat Population Management Guidance* (2011). Available online at: [www.ifaw.org/sites/default/files/ICAM-Humane cat population.pdf](http://www.ifaw.org/sites/default/files/ICAM-Humane%20cat%20population.pdf)
11. Jessup DA. The welfare of feral cats and wildlife. *J Am Vet Med Assoc.* (2004) 225:1377–83. doi: 10.2460/javma.2004.225.1377
12. Levy JK, Gale DW, Gale LA. Evaluation of the effect of a long-term trap-neuter-return and adoption program on a free-roaming cat population. *J Am Vet Med Assoc.* (2003) 222:42–6. doi: 10.2460/javma.2003.222.42
13. Gates MC, Vigeant S, Dale A. Prevalence and risk factors for cats testing positive for feline immunodeficiency virus and feline leukaemia virus infection in cats entering an animal shelter in New Zealand. *N Z Vet J.* (2017) 65:285–91. doi: 10.1080/00480169.2017.1348266
14. Nutter FB. *Evaluation of a Trap-Neuter-Return Management Program for Feral Cat Colonies: Population Dynamics, Home Ranges, and Potentially Zoonotic Diseases*. Raleigh, NC: North Carolina State University (2005).
15. Gunther I, Raz T, Berke O, Klement E. Nuisances and welfare of free-roaming cats in urban settings and their association with cat reproduction. *Prevent Vet Med.* (2015) 119:203–10. doi: 10.1016/j.prevetmed.2015.02.012
16. Haspel C, Calhoun RE. The interdependence of humans and free-ranging cats in Brooklyn, New York. *Anthrozoos* (1990) 3:155. doi: 10.2752/089279390787057630
17. Zasloff LR, Hart LA. Attitudes and care practices of cat caretakers in Hawaii. *Anthrozoos* (1998) 11:242–8.
18. Centonze LA, Levy JK. Characteristics of free-roaming cats and their caretakers. *J Am Vet Med Assoc.* (2002) 220:1627–33. doi: 10.2460/javma.2002.220.1627
19. Barrows PL. Professional, ethical, and legal dilemmas of trap-neuter-release. *J Am Vet Med Assoc.* (2004) 225:1365–9. doi: 10.2460/javma.2004.225.1365
20. Wallace JL, Levy JK. Population characteristics of feral cats admitted to seven trap-neuter-return programs in the United States. *J Feline Med Surg.* (2006) 8:279–84. doi: 10.1016/j.jfms.2006.02.004
21. Scott KC, Levy JK, Crawford PC. Characteristics of free-roaming cats evaluated in a trap-neuter-return program. *J Am Vet Med Assoc.* (2002) 221:1136–8. doi: 10.2460/javma.2002.221.1136
22. Spehar DD, Wolf PJ. An examination of an iconic trap-neuter-return program: the newburyport, massachusetts case study. *Animals* (2017) 7:81. doi: 10.3390/ani7110081
23. Spehar DD, Wolf PJ. The impact of an integrated program of return-to-field and targeted trap-neuter-return on feline intake and euthanasia at a municipal animal shelter. *Animals* (2018) 8:55. doi: 10.3390/ani8040055
24. Spehar DD, Wolf PJ. A case study in citizen science: the effectiveness of a trap-neuter-return program in a Chicago neighborhood. *Animals* (2018) 8:14. doi: 10.3390/ani8010014
25. R Development-Core-Team. *R: A Language and Environment for Statistical Computing*. *R Foundation for Statistical Computing* (2016). Available online at: <http://www.r-project.org/>
26. Levy JK, Isaza NM, Scott KC. Effect of high-impact targeted trap-neuter-return and adoption of community cats on cat intake to a shelter. *Vet J.* (2014) 201:269–74. doi: 10.1016/j.tvjl.2014.05.001

## FUNDING

We would like to thank and acknowledge the New Zealand Companion Animal Trust and the Unitec Strategic Research Fund for funding this study.

## ACKNOWLEDGMENTS

The authors would like to sincerely thank J. Salinsky, R. Ladyman, L. Harvey, J. Leong, S. Jolly, S. Vigeant, A. Farrow, V. Trippett, and D. Murphy for their work collecting data for this study. We also gratefully acknowledge J. Salinsky, R. Ladyman, M. Farnworth, and L. Harvey, for their contribution to design of the colony cat welfare assessment scale. The authors would also like to sincerely thank companion cat owners for allowing us to assess their cats, the Cat Coalition group for allowing us to access cat colonies in the Auckland area, and Lonely Miaow and Auckland SPCA for allowing us to assess the unmanaged stray cats that came into their care.



27. Johnson KL, Cicirelli J. Study of the Effect on shelter cat intakes and euthanasia from a shelter neuter return project of 10,080 cats from march 2010 to june 2014. *PeerJ*. (2014) 2:e646. doi: 10.7717/peerj.646
28. Gehrt SD, Wilson EC, Brown JL, Anchor C. (2013). Population ecology of free-roaming cats and interference competition by coyotes in Urban Parks. *PLoS ONE* 8: e75718. doi: 10.1371/journal.pone.0075718
29. Norris JM, Bell ET, Hales L, Toribio JA, White JD, Wigney DI, et al. Prevalence of feline immunodeficiency virus infection in domesticated and feral cats in Eastern Australia. *J Feline Med Surg*. (2007) 9:300–8. doi: 10.1016/j.jfms.2007.01.007
30. Swinney GR, Pauli JV, Jones BR, Wilks CR. Feline T-lymphotropic virus (FTLV) (Feline immunodeficiency virus infection) in cats in New Zealand. *N Z Vet J*. (1989) 37:41–3. doi: 10.1080/00480169.1989.35552
31. Levy JK, Crawford PC. Humane Strategies for controlling feral cat populations. *J Am Vet Med Assoc*. (2004) 225:1354–60. doi: 10.2460/javma.2004.225.1354
32. Mendes-de-Almeida F, Faria MC, Branco AS, Serrão ML, Souza AM, Almosny N, et al. Sanitary conditions of a colony of urban feral cats (*Felis Catus Linnaeus, 1758*) in a zoological garden of Rio De Janeiro, Brazil. *Revis Instit Med Tropic* (2004) 46:269–74. doi: 10.1590/S0036-46652004000500007
33. Luria BJ, Levy JK, Lappin MR, Breitschwerdt EB, Legendre AM, Hernandez JA, et al. Prevalence of infectious diseases in feral cats in Northern Florida. *J Feline Med Surg*. (2004) 6:287–96. doi: 10.1016/j.jfms.2003.11.005
34. Parnell T, Narayan EJ, Magrath MJ, Roe S, Clark G, Nicolson V, et al. Evaluating physiological stress in sumatran tigers (*Panthera tigris Ssp. sumatrae*) managed in Australian zoos. *Conserv Physiol*. (2014) 2:1–8. doi: 10.1093/conphys/cou038
35. Narayan EJ, Parnell T, Clark G, Martin-Vegue P, Mucci A, Hero JM. Faecal cortisol metabolites in Bengal (*Panthera tigris tigris*) and sumatran tigers (*Panthera tigris sumatrae*). *Gen Compar Endocrinol*. (2013) 194:318–25. doi: 10.1016/j.ygcen.2013.10.002
36. Naidenko SV, Ivanov EA, Lukarevskii VS, Hernandez-Blanco JA, Sorokin PA, Litvinov MN, et al. Activity of the hypothalamo-pituitary-adrenals axis in the siberian tiger (*Panthera tigris altaica*) in captivity and in the wild, and its dynamics throughout the year. *Biol Bull*. (2011) 38:301–5. doi: 10.1134/S1062359011030095
37. Roche JR, Friggens NC, Kay JK, Fisher MW, Stafford KJ, Berry DP. Body condition score and its association with dairy cow productivity, health, and welfare. *J Dairy Sci*. (2009) 92:5769–801. doi: 10.3168/jds.2009-2431
38. Pritchard JC, Lindberg AC, Main DCJ, Whay HR. Assessment of the welfare of working horses, mules and donkeys, using health and behaviour parameters. *Prevent Vet Med*. (2005) 69:265–83. doi: 10.1016/j.prevetmed.2005.02.002
39. Ali ABA, El Sayed MA, Matoock MY, Fouad MA, Heleski CR. A welfare assessment scoring system for working equids—a method for identifying at risk populations and for monitoring progress of welfare enhancement strategies (trialed in Egypt). *Appl Anim Behav Sci*. (2016) 176:52–62. doi: 10.1016/j.applanim.2015.12.001
40. Burn CC, Dennison TL, Whay HR. Relationships between behaviour and health in working horses, donkeys, and mules in developing countries. *Appl Anim Behav Sci*. (2010) 126:109–18. doi: 10.1016/j.applanim.2010.06.007
41. Popescu S, Diugan EA, Spinu M. The interrelations of good welfare indicators assessed in working horses and their relationships with the type of work. *Res Vet Sci*. (2014) 96:406–14. doi: 10.1016/j.rvsc.2013.12.014
42. Popescu S, Diugan EA. The relationship between behavioral and other welfare indicators of working horses. *J Equin Vet Sci*. (2013) 33:1–12. doi: 10.1016/j.jevs.2012.04.001
43. Pérez GE, Conte A, Garde EJ, Messori S, Vanderstichel R, Serpell J. Movement and home range of owned free-roaming male dogs in puerto natales, Chile. *Appl Anim Behav Sci*. (2018) 205:74–82. doi: 10.1016/j.applanim.2018.05.022
44. Davis MS, Cummings SL, Payton ME. Effect of brachycephaly and body condition score on respiratory thermoregulation of healthy dogs. *J Am Vet Med Assoc*. (2017) 251:1160–5. doi: 10.2460/javma.251.10.1160
45. Teng KT, McGreevy PD, Toribio JALML, Raubenheimer D, Kendall K, Dhand NK. Associations of body condition score with health conditions related to overweight and obesity in cats. *J Small Anim Pract*. (2018) 59:603–15. doi: 10.1111/jsap.12905
46. Romano FR, Heinze CR, Barber LG, Mason JB, Freeman LM. Association between body condition score and cancer prognosis in dogs with lymphoma and osteosarcoma. *J Vet Intern Med*. (2016) 30:1179–86. doi: 10.1111/jvim.13965
47. Tanaka A, Wagner DC, Kass PH, Hurley KF. Associations among weight loss, stress, and upper respiratory tract infection in shelter cats. *J Am Vet Med Assoc*. (2012) 240:570–6. doi: 10.2460/javma.240.5.570
48. Carlstead K, Brown JL, Strawn W. Behavioral and physiological correlates of stress in laboratory cats. *Appl Anim Behav Sci*. (1993) 38:143–58. doi: 10.1016/0168-1591(93)90062-T
49. Dinnage JD, Scarlett JM, Richards JR. Descriptive epidemiology of Feline upper respiratory tract disease in an animal shelter. *J Feline Med Surg*. (2009) 11:816–25. doi: 10.1016/j.jfms.2009.03.001
50. Bannasch MJ, Foley JE. Epidemiologic evaluation of multiple respiratory pathogens in cats in animal shelters. *J Feline Med Surg*. (2005) 7:109–19. doi: 10.1016/j.jfms.2004.07.004
51. Thomas JE, Staubus L, Goolsby JL, Reichard MV. Ectoparasites of free-roaming domestic cats in the Central United States. *Vet Parasitol*. (2016) 228:17–22. doi: 10.1016/j.vetpar.2016.07.034
52. Leblanc A. *Neoplastic and Nonneoplastic Tumors. Small Animal Dermatology*. 3rd ed. Elsevier Inc; W.D. Saunders (2011). p. 428–89. doi: 10.1016/B978-1-4160-5663-8.00014-8
53. Hnilica KA editor. Parasitic skin disorders. In *Small Animal Dermatology*. W.B. Saunders. (2011). p. 120–58. doi: 10.1016/B978-1-4160-5663-8.00005-7
54. Rochlitz I. The effects of road traffic accidents on domestic cats and their owners. *Anim Welfare* (2004) 2001:51–5.
55. Goldkamp CE, Levy JK, Edinboro CH, Lachtara JL. And feline immunodeficiency virus in cats guidelines for retrovirus testing. *J Am Vet Med Assoc*. (2008) 232:1152–8. doi: 10.2460/javma.232.8.1152
56. Broom DM. Quality of life means welfare: how is it related to other concepts and assessed? *Anim Welfare* (2007) 16:45–53.
57. Yeates J. Quality of life and animal behaviour. *Appl Anim Behav Sci*. (2016) 181:19–26. doi: 10.1016/j.applanim.2016.04.018
58. Mellor DJ. Enhancing animal welfare by creating opportunities for positive affective engagement. *N Z Vet J*. (2015) 63:3–8. doi: 10.1080/00480169.2014.926799
59. Yeates J, Main D. Assessment of companion animal quality of life in veterinary practice and research. *J Small Anim Pract*. (2009) 50:274–81. doi: 10.1111/j.1748-5827.2009.00755.x
60. Tzannes S, Hammond MF, Murphy S, Sparkes A, Blackwood L. Owners 'perception of their cats' quality of life during COP chemotherapy for lymphoma. *J Felin Med Surg*. (2008) 10:73–81. doi: 10.1016/j.jfms.2007.05.008
61. Marinelli L, Adamelli S, Normando S, Bono G. Owner and cat features influence the quality of life of the cat. *Appl Anim Behav Sci*. (2005) 94:89–98. doi: 10.1016/j.applanim.2005.02.003
62. Wemelsfelder F. How animals communicate quality of life: the qualitative assessment of behaviour. *Anim Welfare* (2007) 16(Suppl.):25–31.
63. Wemelsfelder F, Hunter EA, Mendl MT, Lawrence AB. The spontaneous qualitative assessment of behavioural expressions in pigs: first explorations of a novel methodology for integrative animal welfare measurement. *Appl Anim Behav Sci*. (2000) 67:193–215. doi: 10.1016/S0168-1591(99)00093-3
64. Minero M, Costa ED, Dai F, Murray LAM, Canali E, Wemelsfelder F. Use of qualitative behaviour assessment as an indicator of welfare in donkeys. *Appl Anim Behav Sci*. (2016) 174:147–53. doi: 10.1016/j.applanim.2015.10.010
65. Littlewood KE, Mellor DJ. Changes in the welfare of an injured working farm dog assessed using the five domains model. *Animals* (2016) 6:58. doi: 10.3390/ani6090058
66. Mellor DJ. Moving beyond the 'five freedoms' by updating the 'five provisions' and introducing aligned 'animal welfare aims.' *Animals* (2016) 6:1–7. doi: 10.3390/ani6100059
67. Green TC, Mellor DJ. Extending ideas about animal welfare assessment to include 'quality of life' and related concepts. *N Z Vet J*. (2011) 59:263–71. doi: 10.1080/00480169.2011.610283
68. Mellor DJ, Beausoleil NJ. Extending the 'five domains' model for animal welfare assessment to incorporate positive welfare states. *Anim Welfare* (2015) 24:241–53. doi: 10.7120/09627286.24.3.241
69. Mellor DJ, Beausoleil NJ. Positive animal welfare states and encouraging environment-focused and animal-to-animal interactive behaviours. *N Zealand Vet J*. (2015) 63:9–16. doi: 10.1080/00480169.2014.926800

70. Huang WH, Liao AT, Chu PY, Yen IF, Liu CH. A real-time reporting system of causes of death or reasons for euthanasia: a model for monitoring mortality in domesticated cats in Taiwan. *Prevent Vet Med.* (2017) 137:59–68. doi: 10.1016/j.prevetmed.2016.12.011
71. O'Neill DG, Church DB, McGreevy PD, Thomson PC, Brodbelt DC. Longevity and mortality of cats attending primary care veterinary practices in England. *J Felin Med Surg.* (2015) 17:125–33. doi: 10.1177/1098612X14536176
72. Egenvall A, Nødtvedt A. Mortality of life-insured Swedish cats during 1999–2006: age, breed, sex, and diagnosis. *J Vet Int Med.* (2009) 1175–83. doi: 10.1111/j.1939-1676.2009.0396.x
73. Finkler H, Terkel J. Cortisol levels and aggression in neutered and intact free-roaming female cats living in urban social groups. *Physiol Behav.* (2010) 99:343–7. doi: 10.1016/j.physbeh.2009.11.014
74. Natoli E. Urban feral cats (*Felis catus* L.): perspectives for a demographic control respecting the psycho-biological welfare of the species. *Ann Ist Super Sanita* (1994) 30:223–7.
75. Gunther I, Raz T, Even Zor Y, Bachowski Y, Klement E. Feeders of free-roaming cats: personal characteristics, feeding practices, and data on cat health and welfare in an urban setting of Israel. *Front Vet Sci.* (2016) 3:1–10. doi: 10.3389/fvets.2016.00021
76. Natoli E, Say L, Cafazzo S, Bonanni R, Schmid M, Pontier D. Bold attitude makes male urban feral domestic cats more vulnerable to feline immunodeficiency virus. *Neurosci Biobehav Rev.* (2005) 29:151–7. doi: 10.1016/j.neubiorev.2004.06.011
77. Hall CM, Bryant KA, Haskard K, Major T, Bruce S, Calver MC. Factors determining the home ranges of pet cats: a meta-analysis. *Biol Conserv.* (2016) 203:313–20. doi: 10.1016/j.biocon.2016.09.029
78. Hart BL, Barrett RE. Effects of castration on fighting, roaming, and urine spraying in adult male cats. *J Am Vet Med Assoc.* (1973) 163:290–92.
79. Mahlow JC, Slater MR. Current issues in the control of stray and feral cats. *J Am Vet Med Assoc.* (1996) 209:2016–20.
80. Fitzgerald BM, Turner DC. Hunting behaviour of domestic cats and their impact on prey populations. *Domest Cat Biol Behav.* (2000) 152–75. doi: 10.1016/S0168-1591(00)00192-1
81. Jones AL, Downs CT. Managing feral cats on a university's campuses: how many are there and is sterilization having an effect? *J Appl Anim Welfare Sci.* (2011) 14:304–20. doi: 10.1080/10888705.2011.600186

**Conflict of Interest Statement:** JW is currently an employee of the New Zealand Companion Animal Council which is axillary to the New Zealand Companion Animal Trust. JW was not employed by the New Zealand Companion Animal Council when this research was conceived, funded, and conducted, and the funding body had no role in any aspects of the study design, data collection, analysis, interpretation of the data, the writing of the manuscript, or in the decision to publish the results.

AD is the current Chair of the New Zealand Companion Animal Trust. AD was not in this role or employed by the New Zealand Companion Animal Council when this research was conceived, funded, and conducted, and the funding body had no role in any aspects of the study design, data collection, analysis, interpretation of the data, the writing of the manuscript, or in the decision to publish the results.

The remaining authors declare that the research was conducted in the absence of any commercial or financial relationships that could be construed as a potential conflict of interest.

Copyright © 2019 Zito, Walker, Gates and Dale. This is an open-access article distributed under the terms of the Creative Commons Attribution License (CC BY). The use, distribution or reproduction in other forums is permitted, provided the original author(s) and the copyright owner(s) are credited and that the original publication in this journal is cited, in accordance with accepted academic practice. No use, distribution or reproduction is permitted which does not comply with these terms.